

Dear Clients and Investors,

As we close the first half of the year with equity markets firmly in the red, I will review in turn the market performance in the second quarter, I will then examine how our fund fared during this period. As usual I have also drilled down into the contribution by stocks, before providing some insight into our outlook and how we are positioned as we start H2. I hope you find this letter helpful and as always feel free to reach out to us with any questions.

Performance

RETURNS AS OF JUNE 30, 2022 (% , net of fees)

	Apr	May	Jun	Q2	YTD	1-Year	Since Inception
Fund ¹	(0.44)	(1.42)	(7.81)	(9.51)	(15.82)	(4.47)	21.11
Benchmark ²	(0.60)	(0.78)	(7.73)	(9.00)	(13.84)	(6.54)	4.45
Relative Performance	0.16	(0.64)	(0.08)	(0.51)	(1.98)	2.07	16.66

Two FOMC hikes later and 10% lower

Here we are, we have closed the second quarter and the first half of the year with the European equity market down 13.8% YTD.³ All of the market rally staged in late Q1/March was given back in May and June as market participants eventually digested two FOMC meetings; and just two FOMC meetings seem to be all it took for us to bid farewell to “stagflation” and replace it with the new macro topic du jour: “recession”!

Chronologically, the Fed first hiked rates +50bps on Wednesday 4-May, and on this occasion, the market tantrum came in a slightly delayed form on the following Friday and Monday. Then the following month, the Fed announced another faster rate hike of +75bps on Wednesday 15-Jun, and this time the market reaction happened in anticipation a week earlier on Friday 10-Jun with the higher US CPI data for the month of May acting as the precursor for imminent, more restrictive policy.

In between these two FOMC meetings, strong earnings beats and outlook caveated with macro uncertainty were not rewarded in terms of stock price performance. Instead, the focus was firmly on the spiral of rising inflation and rates and their joint impact on the cost of living (petrol, transport, electricity, mortgage rates etc.) and shrinking disposable income. Early cracks of this spiral were visible in the consumer and retail spaces with a barrage of high-profile profit warnings: Target, Amazon, Zalando, to name a few.

¹ The Fund = The Aperture European Innovation Fund (ticker APEIIE LX)

² Benchmark = the Fund’s Benchmark, MSCI Europe Net Total Return EUR Index (ticker MSDEE15N Index)

³ The European equity market represented here by the Benchmark index

Chart 1: Stoxx 600 Price Index down 14.4% in total return in H1 and 9.1% in Q2



Source: Bloomberg as 30 June 2022

How did we do this quarter?

The Aperture European Innovation Fund (Ticker: APEIIE LX, or “the Fund”) closed the quarter -9.51% net of fees, or down -0.51% vs. its Benchmark. The Fund performed slightly ahead of its Benchmark in April (+0.16%), was down in May (-0.64%) and was down small in June (-0.08%), net of fees.

The market corrected but bounced twice, as evidenced in the chart above. Eventually, the net outcome of these moves was that Defensives outperformed Cyclically exposed stocks this quarter to the tune of 15% and this was a key driver of alpha.

We started the quarter relatively balanced with regards to Defensive vs. Cyclical exposure, and marginally increased our Defensive exposure towards the end of the quarter, but this was not enough to offset the negative contribution from Cyclical underperformance.

Chart 2: European Defensive stocks outperform Cyclical by c15% in Q2



Source: MS European Cyclical/Defensive Index inverted, Bloomberg as 30 June 2022

Single stock commentary

Stocks that helped and detracted

Best contributors to the Fund were **Novo Nordisk** (Ticker: NOVOB DC), the Danish Pharma company and manufacturer of world leading drugs for diabetes and obesity, Energy exposed stocks such as French LNG membrane manufacturer **GTT** (Ticker: GTT FP) and Spanish Refining and Energy transition leader **Repsol** (Ticker: REP SM), as well as German Defence company **Rheinmetall** (Ticker: RHM GY). These stocks were up between 15 - 20% over the quarter.

The biggest detractors continued to be expensive Quality stocks as well as cyclically exposed stocks. On the expensive Quality side, for example both **ASML** (Ticker: ASML NA) and **ASM International** (Ticker: ASM NA) derated by as much as 25% and 28% in the quarter, weighed down by rising long term yields.

On the cyclically exposed side, stocks such as integrated device manufacturer **STMicro** (Ticker: STM FP, leader in Silicon Carbide and critical semiconductor components for the EV) and Basic Resources companies such as **Eramet** (Ticker: ERA FP) and **Norsk Hydro** (Ticker: NHY NO), acting as literal “picks and shovels” in the energy and EV transition, were down between 25-35%.

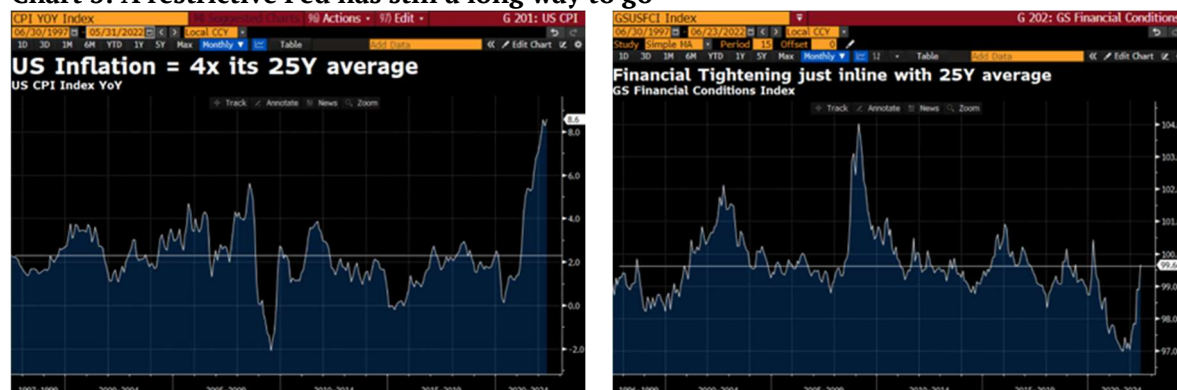
What have we done?

Market liquidity and volumes were low this quarter compared with the elevated levels seen in previous quarters. Our turnover has also remained subdued and below our long-term run rate of 1.5x. Towards the end of the quarter, we have gradually turned the Fund more defensive at the margin where we consistently found our recent best ideas.

How do we think about the outlook?

In a world where the Fed is now restrictive, we live from FOMC to FOMC and watch closely the progress being made as the market digests more rate hikes and the incremental speed of inflation. As shown in the chart below, the trajectory for rates remains upward.

Chart 3: A restrictive Fed has still a long way to go



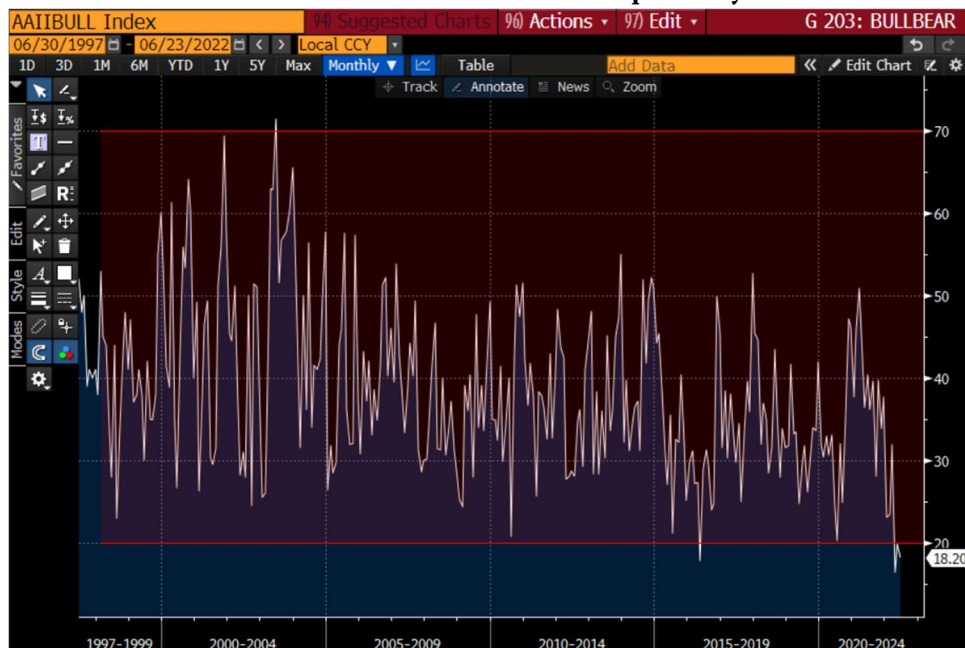
Source: Bloomberg as of June 2022

The monetary situation in Europe is, however, further complicated by the risk of gas supply shortages from Russia to Germany. German and European dependency on Russian gas is structural and will take years - not months - to shift away from. High energy prices in Europe are likely to endure and put pressure on economic growth. Under the most adverse scenarios this will clearly put a lid on the ECB's ability to raise rates as focus shifts to avoid recessionary pressures.

Balancing inflation with tightening financial conditions is hard enough (see Chart 7 on keeping track of layoffs in the digital economy). Adding the complication of energy-induced demand destruction in Europe makes it harder to take a view on the possible outcomes and trajectory to get there. So where does this leave us equity market-wise?

We view the market as being prone to big corrections, especially continuing in expensive, Growth, cyclically exposed segments now that the FOMC is even more restrictive. On the other hand, those same segments are also prone to big bounces as stocks appear to be the most oversold they have been in 25 years (Chart 4) and inflation comparators are being anchored at a higher level with scope to find local maximums as demand destruction kicks in.

Chart 4: One of the most oversold markets in the past 25 years

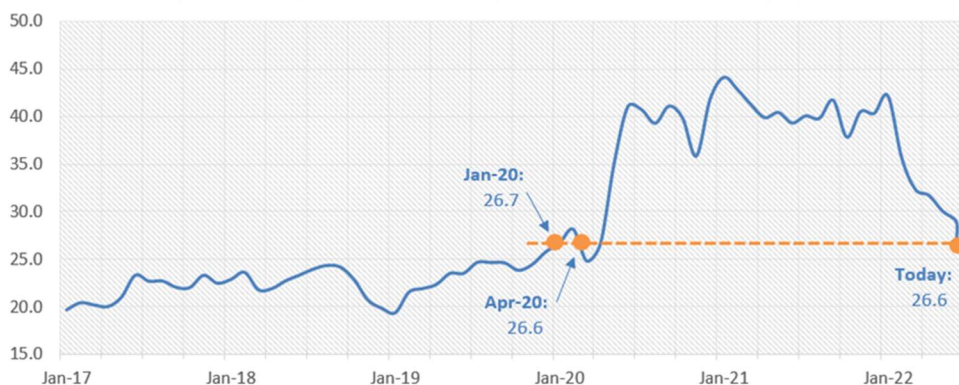


Source: Bloomberg as of June 2022

Valuations have also corrected to a large degree. Inter-quintile spread is now back to pre-pandemic levels, although an incrementally restrictive monetary policy could compress this spread further.

Chart 5: Valuation spreads have come down to their pre-pandemic levels

Valuation Interquintile Spread (most expensive - cheapest stocks in Europe)



Source: Aperture Investors, Bloomberg as of 27-Jun-22. Valuation inter-quintile spread based on 12m Fwd P/E ratio.

On the earnings front, we have seen early cracks with profits warnings in the consumer complex, but many Cyclical companies have yet to see an inflection point as we can see in the chart below.

Chart 6: Cyclical earnings downgrades are yet to kick in:

ArcelorMittal (Ticker: MT NA)



BASF (BAS GY)



Saint Gobain (SGO FP)



Stellantis (STLA IM)



Siemens (SIE GY)



BNP (BNP FP)



Source: Bloomberg as of June 2022

It would not be a surprise, therefore, that any earnings beat in the upcoming earnings season is faded with an “overearning peak profits” suspicion, while misses are likely to be punished asymmetrically.

We are also mindful that while we start seeing those earnings cuts unfold, bear markets present a unique opportunity to buy. There is a possibility that in specific areas of the market, earnings cuts may offer good entry points to some leading innovation companies we like at a discounted price, and we will remain alert to these, especially given what we would classify as massively oversold conditions, and some largely discounted valuations already.

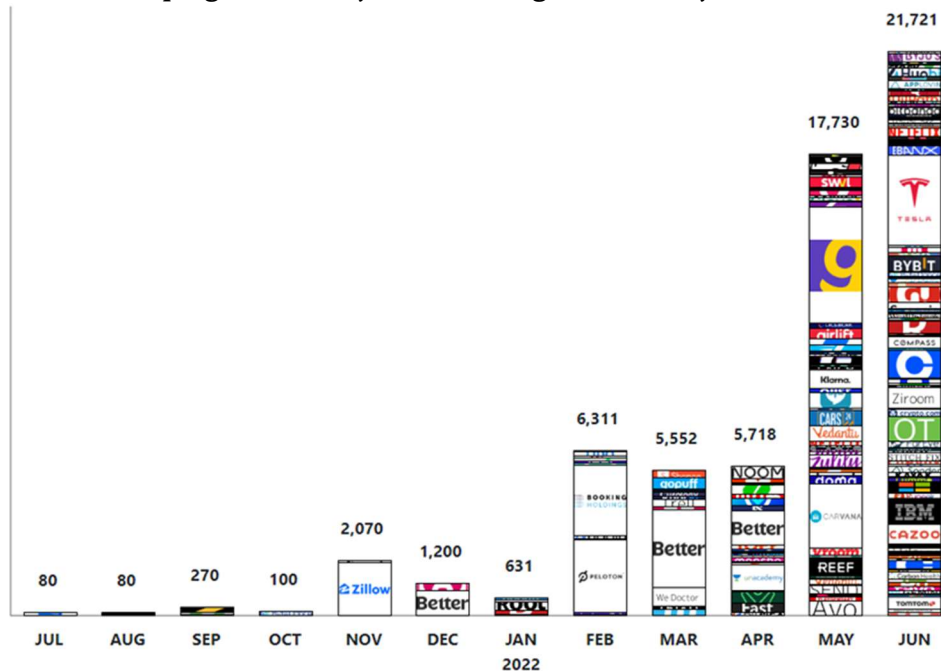
Hope you have a great summer!

All my best,

Anis Lahlou

CIO, European Equities

Chart 7: Keeping track of layoffs in the digital economy



Source: trueup.io/layoffs

IMPORTANT INFORMATION

This is an advertising document authorised by Aperture Investors, LLC. This Fund is subject to authorisation and regulation in Luxembourg by the Commission de Surveillance du Secteur Financier (CSSF). Generali Investments Luxembourg S.A. is authorised in Luxembourg and regulated by the Commission de Surveillance du Secteur Financier (CSSF).

The Fund is an open-ended investment company with variable capital (SICAV) under Luxembourg law, qualifying as an undertaking for collective investment in transferable securities (UCITS). The Management Company is Generali Investments Luxembourg S.A., a joint stock company (société anonyme) under Luxembourg law, authorised in Luxembourg. The Investment Manager is Aperture Investors UK Ltd duly regulated in the United Kingdom by the Financial Conduct Authority (FCA). Reference number: 846073.

Please note that the Management Company may decide to terminate the agreements made for the marketing of the Fund pursuant to Article 93a of Directive 2009/65/EC. For a summary of investor rights and guidelines regarding an individual or collective action for litigation on a financial product at EU level and in the respective country of residence of the investor, please refer to the following links: www.generali-investments.com and www.generali-investments.lu. The summary is available in English or an authorized language in the investor's country of residence.

Aperture Investors UK, Ltd ("Aperture") is not authorised to actively market products and services within EU27. Information contained in this document may be restricted by laws and regulations applicable to your jurisdiction. Accordingly, you must ensure that your use of this information and any investment decision taken as a result does not contravene any such restrictions. Generali Investment Partners S.p.A. Società di gestione del risparmio acts as a promoter for the Aperture Investors SICAV Sub-Funds within the EU27. The UCITS funds may be registered or otherwise approved for distribution to the public in one or more European jurisdictions. The fact of such registration or approval, however, does not mean that any regulator has determined the suitability of the product(s) for all investors. Investors should carefully consider the terms of the investment and seek professional advice where necessary before taking any decision to invest in any fund(s).

In Switzerland, the representative is ACOLIN Fund Services AG, Leutschenbachstrasse 50, CH-8050 Zurich, whilst the paying agent is InCore Bank AG, Wiesenstrasse 17, P.O. Box, CH-8952 Schlieren.

The Fund or Funds have not been registered under the United States Investment Company Act of 1940, as amended, nor the United States Securities Act of 1933, as amended. None of the shares may be offered or sold, directly or indirectly in the United States or to any US Person unless the securities are registered under the Act, or an exemption from the registration requirements of the Act is available. A US Person is defined as (a) any individual who is a citizen or resident of the United States for federal income tax purposes; (b) a corporation, partnership or other entity created or organized under the laws of or existing in the United States; (c) an estate or trust the income of which is subject to United States federal income tax regardless of whether such income is effectively connected with a United States trade or business.

Aperture Investors, LLC is an investment adviser registered with the U.S. Securities and Exchange Commission ("SEC") which wholly owns Aperture Investors UK, Ltd (FRN: 846073) who is authorised and regulated by the Financial Conduct Authority ("FCA"). In providing investment management services to certain of the Funds, Aperture Investors, LLC draws upon the portfolio management, trading, research, operational and administrative resources of certain of its affiliates (at the present, Aperture UK), including using affiliates to execute transactions for certain Funds. Subject to the written consent of the applicable Fund and the regulatory status of the affiliate, Aperture Investors, LLC treats these affiliates as "participating affiliates," in accordance with applicable SEC no-action letters and guidance. For a more complete understanding of Aperture's ownership and control, please see our ADV available here: <https://adviserinfo.sec.gov/>.

This publication is for information purposes only and does not provide any professional investment, legal, accounting nor tax advice. All information and opinions contained in this publication represent the judgment of Aperture at the time of publication and are subject to change without notice. Holdings are subject to change. Holdings are subject to risk. For more information about costs, risks and conditions in relation to an investment, please always read the relevant legal documents. This publication may not be reproduced (in whole or in part), transmitted, modified, or used for any public or commercial purpose without the prior written permission of Aperture. The portfolio information provided in this document is for illustrative purposes only and does not purport to be a recommendation of an investment in, or a comprehensive statement of all of the factors or considerations which may be relevant to an investment in, the referenced securities. Presented information is based on sources and information Aperture considers trustworthy, but such information might be partially incorrect or incomplete. The latest prospectus and the latest periodical regulatory documents, as well as all other practical information, are available in English free of charge from Generali Investments Luxembourg S.A., 4 Rue Jean Monnet, L-2180 Luxembourg, Grand Duchy of Luxembourg or at the following email [address:GILfundInfo@generali-invest.com](mailto:GILfundInfo@generali-invest.com).

MSCI. The MSCI information may only be used for your internal use, may not be reproduced or disseminated in any form and may not be used as a basis for or a component of any financial instruments or products or indices. None of the MSCI information is intended to constitute investment advice or a recommendation to make (or refrain from making) any kind of investment decision and may not be relied on as such. Historical data and analysis should not be taken as an indication or guarantee of any future performance analysis, forecast or prediction. The MSCI information is provided on an “as is” basis and the user of this information assumes the entire risk of any use made of this information. MSCI, each of its affiliates and each other person involved in or related to compiling, computing or creating any MSCI information (collectively, the “MSCI Parties”) expressly disclaims all warranties (including, without limitation, any warranties of originality, accuracy, completeness, timeliness, non-infringement, merchantability and fitness for a particular purpose) with respect to this information. Without limiting any of the foregoing, in no event shall any MSCI Party have any liability for any direct, indirect, special, incidental, punitive, consequential (including, without limitation, lost profits) or any other damages. (www.msci.com)

For its services to the Sub-fund, the Investment Manager is entitled to a variable management fee (“VMF”), which is calculated and accrued daily, at a rate of 2.85% (the “VMF Midpoint”). The VMF Minimum portion of the VMF will be calculated and accrued daily based on the Sub-fund’s NAV. The rest of the VMF amount, if any, will be calculated and accrued daily based on the Sub-fund’s daily Modified Net Assets, adjusted upward or downward by a performance adjustment (the “Performance Adjustment”) that depends on whether, and to what extent, the performance of the Sub-fund exceeds, or is exceeded by, the performance of the Benchmark plus 8.5% (850 basis points) (the “VMF Midpoint Hurdle”) over the Performance Period. For a full description of the VMF please see the applicable section in Appendix A contained in the Prospectus.

Important information: Investments involve risks. Past performance is not a reliable indicator of future performance and can be misleading. There can be no assurance that an investment objective will be achieved or that there will be a return on capital. You may not get back the amount initially invested. Before taking any investment decision, please always read the associated legal documents.

Investors should note the specific risk warnings:

Equity Risk: The strategy will be affected by changes in the stock markets and changes in the value of individual portfolio securities. At times, stock markets and individual securities can be volatile, and prices can change substantially in short periods of time. The equity securities of smaller companies are more sensitive to these changes than those of larger companies. This risk will affect the value of the strategy, which will fluctuate as the value of the underlying equity securities fluctuates.

Investment in Smaller Companies Risk: Investment in smaller companies may involve greater risks and thus may be considered speculative. Many small company stocks trade less frequently and in smaller volumes and may be subject to more abrupt or erratic price movements than stocks of larger companies. The securities of small companies may also be more sensitive to market changes than securities in large companies.

Short Exposure Risk: The strategy may proceed with short-term sales of their investment via the use of derivatives. The short exposure risk results from short sales achieved through the use of derivatives and includes the potential for losses exceeding the cost of the investment, as well as the risk that the third party to the short sale will not fulfil its contractual obligations.

Derivatives Risk: The strategy may use derivative instruments, such as options, futures and swap contracts and enter into forward foreign exchange transactions. The ability to use these strategies may be limited by market conditions and regulatory limits and there can be no assurance that the objective sought to be attained from the use of these strategies will be achieved. Participation in the options or futures markets, in swap contracts and in foreign exchange transactions involves investment risks and transaction costs to which the strategy would not be subject if it did not use these strategies. If Aperture’s predictions of movements in the direction of the securities, foreign currency and interest rate markets are inaccurate, the adverse consequences to the strategy may leave the strategy in a less favorable position than if such strategies were not used. Risks inherent in the use of options, foreign currency, swaps and futures contracts and options on futures contracts include, but are not limited to (a) dependence on the Aperture’s ability to predict correctly movements in the direction of interest rates, securities prices and currency markets; (b) imperfect correlation between the price of options and futures contracts and options thereon and movements in the prices of the securities or currencies being hedged; (c) the fact that skills needed to use these strategies are different from those needed to select portfolio securities; (d) the possible absence of a liquid secondary market for any particular instrument at any time; and (e) the possible inability of the strategy to purchase or sell a portfolio security at a time that otherwise would be favorable for it to do so, or the possible need for the strategy to sell a portfolio security at a disadvantageous time. Where the strategy enters into swap transactions it is exposed to a potential counterparty risk. In case of insolvency or default of the swap counterparty, such event would affect the assets of the strategy.

Rule 144A and Regulation S Risk: SEC Rule 144A provides a safe harbor exemption from the registration requirements of the US Securities Act of 1933 for resale of restricted securities to qualified institutional buyers, as defined in the rule. Regulation S provides an exclusion from registration requirements of the US Securities Act of 1933 for offerings made outside the United States by both US and foreign issuers. A securities offering, whether

private or public, made by an issuer outside of the United States in reliance on Regulation S need not be registered. The advantage for investors may be higher returns due to lower administration charges. However, dissemination of secondary market transactions is limited and might increase the volatility of the security prices and, in extreme conditions, decrease the liquidity of a particular security.

IPO Risk: The market value of shares issued in an IPO may fluctuate considerably due to factors such as the absence of a prior public market, unseasoned trading, the small number of shares available for trading and limited information about a company's business model, quality of management, earnings growth potential, and other criteria used to evaluate its investment prospects. Accordingly, investments in IPO shares involve greater risks than investments in shares of companies that have traded publicly on an exchange for extended periods of time. Investments in IPO shares may also involve high transaction costs, and are subject to market risk and liquidity risk, which are described elsewhere in this section.

For further information on risks related to the Fund please see the Prospectus.

Middle East Disclosures

Egypt

This document does not constitute a public offer of securities in Egypt and is not intended to be a public offer. Aperture Investors UK, Ltd hereby certify that we are not licensed to market products including funds in Egypt.

Kuwait

This fact sheet is not for general circulation to the public in Kuwait. The Fund has not been licensed for offering in Kuwait by the Kuwait Capital Markets Authority or any other relevant Kuwaiti government agency. The offering of the Fund in Kuwait on the basis of a private placement or public offering is, therefore, restricted in accordance with Law No. 7 of 2010 (the Kuwait Capital Markets Law) (as amended) and the bylaws thereto (as amended). No private or public offering of the Fund is being made in Kuwait, and no agreement relating to the sale of the Fund will be concluded in Kuwait. No marketing or solicitation or inducement activities are being used to offer or market the Fund in Kuwait.

Qatar

The materials contained herein are not intended to constitute an offer, sale or delivery of shares of the Fund or other financial products under the laws of Qatar. The Fund has not been and will not be authorised by the Qatar Financial Markets Authority, the Qatar Financial Centre Regulatory Authority or the Qatar Central Bank in accordance with their regulations or any other regulations in Qatar. The shares of the Fund are not and will not be traded on the Qatar Stock Exchange.

Saudi Arabia

The Capital Market Authority does not make any representation as to the accuracy or completeness of this document, and expressly disclaims any liability whatsoever for any loss arising from, or incurred in reliance upon, any part of this document. Prospective purchasers of the securities offered hereby should conduct their own due diligence on the accuracy of the information relating to the securities. If you do not understand the contents of this document you should consult an authorised financial adviser.

UAE

In accordance with the provisions of the United Arab Emirates (UAE) Securities and Commodities Authority's (SCA) Board Decision No. (9/R.M) of 2016 Concerning the Regulations as to Mutual Funds, the units in the Fund to which this document relates may only be promoted in the UAE as follows: (1) without the prior approval of SCA, only in so far as the promotion is directed to financial portfolios owned by federal or local governmental agencies; (2) investors following a reverse enquiry; or (3) with the prior approval of the SCA. The approval of the SCA to the promotion of the Fund units in the UAE does not represent a recommendation to purchase or invest in the Fund. The SCA has not verified this document or other documents in connection with this Fund and the SCA may not be held liable for any default by any party involved in the operation, management or promotion of the Fund in the performance of their responsibilities and duties, or the accuracy or completeness of the information in this document. The Fund units to which this document relates may be illiquid and/or subject to restrictions on their resale. Prospective investors should conduct their own due diligence on the Fund. If you do not understand the contents of this document you should consult an authorised financial advisor.